

Modular Cooking Range Line EVO900 6-Burner Gas Boiling Top

ITEM # _____

MODEL # _____

NAME # _____

SIS # _____

AIA # _____

**392033 (Z9GCGL6C00)**6-burner (4x6 kW, 2x10 kW)
gas boiling top - cast iron
grids

Short Form Specification

Item No. _____

To be installed on open base installations, bridging supports or cantilever systems. High efficiency flower flame burners with continuous power regulation and optimized combustion. Flame failure device as standard on burners to protect against accidental extinguishing. Exterior panels of unit in stainless steel with Scotch Brite finish. Pan supports in heavy duty cast iron. Extra strength work top in heavy duty 2 mm stainless steel. Right-angled side edges to allow flush-fitting junction between units.

Main Features

- Unit to be mounted on open base cupboards, bridging supports or cantilever systems.
- Gas appliance supplied for use with natural or LPG gas, conversion jets supplied as standard.
- Burners with optimized combustion.
- Flame failure device on each burner protects against gas leakage when accidental extinguishing of the flame occurs.
- Protected pilot light.
- The special design of the control knob system guarantees against water infiltration.
- IPX5 water protection.
- The two 6 kW high efficiency flower flame burners are available in two different sizes to suit high performing cooking requirements of the most demanding customers:
 - 60 mm burners with continuous power regulation from 1,5 to 6 kW
 - 100 mm burners with continuous power regulation from 2.2 kW to 10 kW
- Large sized pan support in cast iron with long center fins to allow the use of the largest down to the smallest pans.
- Control knobs provide smooth, continuous rotation from min to max power level.
- Suitable for countertop installation.

Construction

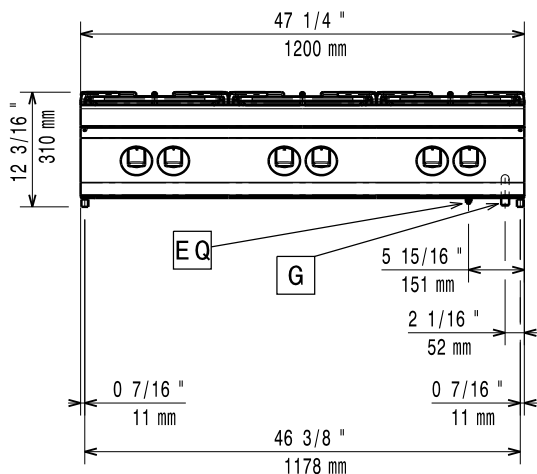
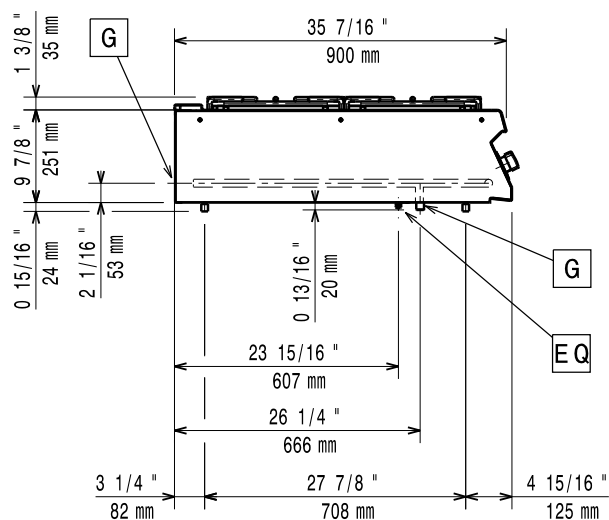
- All exterior panels in Stainless Steel with Scotch Brite finishing.
- AISI 304 stainless steel worktop, 2mm thick.
- Model has right-angled side edges to allow flush fitting joints between units, eliminating gaps and possible dirt traps.
- Unit is 900mm deep to give a larger working surface area.

APPROVAL: _____

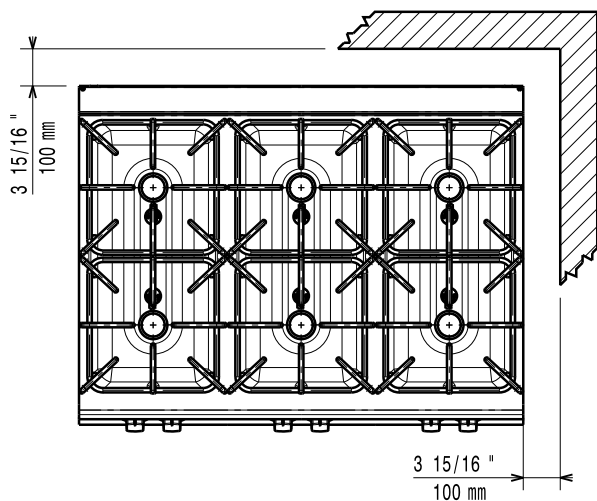
Optional Accessories

- | | | |
|---|------------|--------------------------|
| • Junction sealing kit | PNC 206086 | <input type="checkbox"/> |
| • Draught diverter, 150 mm diameter | PNC 206132 | <input type="checkbox"/> |
| • Matching ring for flue condenser, 150 mm diameter | PNC 206133 | <input type="checkbox"/> |
| • Support for bridge type installation, 1200 mm | PNC 206139 | <input type="checkbox"/> |
| • Support for bridge type installation, 1400 mm | PNC 206140 | <input type="checkbox"/> |
| • Support for bridge type installation, 1600 mm | PNC 206141 | <input type="checkbox"/> |
| • Side handrail for right/left hand | PNC 206165 | <input type="checkbox"/> |
| • Single burner radiant plate for pan support | PNC 206170 | <input type="checkbox"/> |
| • Single burner smooth plate for direct cooking - fits frontal burners only | PNC 206171 | <input type="checkbox"/> |
| • Single burner ribbed plate for direct cooking - fits frontal burners only | PNC 206172 | <input type="checkbox"/> |
| • Frontal kicking strip, 1200 mm | PNC 206178 | <input type="checkbox"/> |
| • Frontal handrail 1200 mm | PNC 206191 | <input type="checkbox"/> |
| • Frontal handrail 1600 mm | PNC 206192 | <input type="checkbox"/> |
| • Pair of cast iron grids for gas ranges and boiling tops | PNC 206208 | <input type="checkbox"/> |
| • Flue condenser for 1 module, 150 mm diameter | PNC 206246 | <input type="checkbox"/> |
| • Water column with swivel arm (water column extension not included) | PNC 206289 | <input type="checkbox"/> |
| • Water column extension | PNC 206290 | <input type="checkbox"/> |
| • Stainless steel grid for 2 burners | PNC 206298 | <input type="checkbox"/> |
| • Chimney upstand, 1200 mm | PNC 206306 | <input type="checkbox"/> |
| • 2 side covering panels, height 250 mm, depth 900 mm | PNC 206321 | <input type="checkbox"/> |
| • Wok pan support for open burners (EVO700/900) | PNC 206363 | <input type="checkbox"/> |
| • Kit town gas nozzles (G150) for EVO900 gas range | PNC 206384 | <input type="checkbox"/> |
| • Kit G.25.3 (NI) gas nozzles for 900 top gas cookers | PNC 206457 | <input type="checkbox"/> |
| • Pressure regulator for gas units | PNC 927225 | <input type="checkbox"/> |

Modular Cooking Range Line EVO900 6-Burner Gas Boiling Top

Front

Side


G = Gas connection

Top


Gas

Gas Power:	44 kW
Standard gas delivery:	Natural Gas G20 (20mbar)
Gas Type Option:	LPG; Natural Gas
Gas Inlet:	1/2"

Key Information:

If appliance is set up or next to or against temperature sensitive furniture or similar, a safety gap of approximately 150 mm should be maintained or some form of heat insulation fitted.

Net weight:	85 kg
Shipping weight:	98 kg
Shipping height:	530 mm
Shipping width:	1010 mm
Shipping depth:	1260 mm
Shipping volume:	0.67 m ³
Front Burners Power:	6 - 6 kW
Back Burners Power:	10 - 10 kW
Middle Burners Power:	6 - 0/6 - 0 kW
Certification group:	N9CG
Back Burners Dimension - mm	Ø 100 Ø 100
Front Burners Dimension - mm	Ø 60 Ø 60
Middle Burners Dimension - mm	Ø 60 Ø 60